



*North American Versatile
Hunting Dog Association*

*Southern California
Chapter*

So Cal Chapter News

July / August 2013

President's Message

Note from the President

Hello everyone,

I find it impossible to believe that the NAVHDA Invitational test is less than a month away. I remember everyone telling me that you have "LOTS" of time to get the training done. I am just about out of time and am very thankful that Walter is doing pretty well. Of course, as we all know they are dogs and we never know what kind of stunt they are planning to pull.

Our fall test is also just around the corner. Our test dates are October 11th, 12th, & 13th. I have been out with several of you and see that you are busy getting your dogs ready and for the test.

I need volunteers for the test. Guido & Rodge usually do the set up, but they will need help to get water into the field for the dogs, signs put up, etc. Ty has volunteered to be bird steward but on Saturday we will need 2 since we are running 2 judge teams so I will need another person, preferably with a truck. I need bird planters, especially for Saturday. I need people to run the Winger Zinger on Friday and Saturday. I need someone to be responsible to organize tear down and pick up signs after the test. Don't be afraid to volunteer because you aren't sure how to do a certain job. We are willing to teach you. Please call or email me if you can help. I do have a list of people who will do any job so I will be putting you all to work. Following is the volunteer list. Thanks again!!

Pat 951 662-1934 or pabeaver2@aol.com.



Inside this issue:

President's Message	1
Volunteer List	2
Training	3-4
Invitational	4
Purina Commerical	5
Caught in the Act	5
Best Dressed	6-7
CPR	8
Recipes	8-9
Closing	10



**Aug. / Sept.
Dates to Remember**

8/18/2013

**Training Day - Prado @
7:30am**

9/15/2013

**Training Day - Prado @
7:30am**

Volunteer List

Fall Test Oct 11,12,13 2013

Jobs/Duties	Friday # Running Dogs	Saturday # Running Dogs	Sunday # Running Dogs
Test Secretary	Pat Beaver	Pat Beaver	Pat Beaver
Test Marshall: inform handlers when they're up. Makes sure that everything is ready for the next session.	Guido	Guido Chris Gentner	Irene
Gunners: read NAVHDA Aims booklet (mandatory)	Jeff Derbes Mark Miller	Jeff Derbes Cliff Fleming Mark Miller Kirt Gulliland Richard Cook	Not needed
Bird Planters: plant field between dogs, 1 st dog plant five birds, every dog afterwards receives three birds	Jim McDonald 2 NEEDED	Rick Bowerman Kim Gentner 4 NEEDED	Richard Cook 2 NEEDED
Bird Steward: water feed & care for birds dispatch birds for UT drags & retrieve of duck (fresh chilled)take birds to field, ducks to water etc.	Ty	Ty 1 NEEDED	Ty
Duck Thrower: throw duck during mark retrieve sequence, only when instructed	Rodge	2 NEEDED	Not needed
Distraction Shooter: gunner for NA dogs, shoot only when instructed, two shots only, UT shoot only when instructed (two times)	Kristin Cook	Kristin Cook	Kristin Cook
Lunch Crew: set up lunch for chapter & clean up area	Linda Annamaria	Linda Annamaria	Linda Annamaria
Judge's Hostess: provides snacks & drinks in between activities	On truck w/Bird Steward/Pat	On truck w/Bird Steward/Pat	On truck w/Bird Steward/Pat
Set Up Crew: water portion of test, provide NA bumpers and rocks; set up UT walk at heel stakes, duck blind, winger-zinger & six decoys Tear Down	Guido Rodge	All of us	All of us SEVERAL NEEDED FOR TEAR DOWN
Bird Cleaner: prepare birds for lunch as appetizer-BBQ	NEEDED	NEEDED	NEEDED
Breakfast Crew: set up morning drinks/donuts	Pat	Pat	Pat
Postman: set up directional signs& take down.	Pat	Not needed	NEEDED
Chauffer: drives the judges from airport to hotel and to field & water	Airport? Ruth/Gabby	Ruth/Gabby	Airport? Ruth/Gabby

Training, Training, Training.....

Our next training day is this Sunday, August 18th at 7:30 a.m. at Prado. If you are planning to run your dog in our Fall test, I would strongly encourage you to attend as there are only two more So Cal training days left before the test. There is a remote chance that the Utility Duck Search will be held at Prado this year instead of Raahauges. This is the perfect opportunity to train at the NAVHDA pond at Prado. Jon Vesely has pigeons available for \$4.00/each; he also has pheasants for \$20.00/each and two ducks for \$20.00/each. Please reserve your birds through Guido or Jon (562) 335-3053. Please note: I was at Prado last Saturday, August 10th and they did NOT have any birds for sale. If you want birds to train with, I would make sure that you reserve birds through Jon. Linda Mitchell will serve lunch and drinks for \$5.00. As a reminder, our final training day of the year will be held on Sunday September 15th at 7:30 at Prado.

July Training Pictures



July Training Pictures (cont.)



NAVHDA Invitational Test

Good luck to the following members and their dogs who were invited and attending the 2013 NAVHDA Invitational in Bloomingdale Ohio September 12-15th:

Chris Gentner (Guido Dei Handling) and Bodie (PP)

Pat Beaver with Walter (PP)

Guido Dei and Aristide (DKV)

Brett Marek and Beau (GSP)

Mike Shepard and Daisy (GSP)

The NAVHDA Invitational is a "by invitation only" event held annually. The invited dogs perform to the highest level of competence in the NAVHDA Utility Test, demonstrating the full range of a true versatile hunting dog. Many of the versatile breeds are represented during this event. The dogs

are judged according to set standards developed by NAVHDA over the past forty-four years. The events include: water work with a marked retrieve, a blind retrieve, honoring a retrieve, and one hour braced field work requiring search, pointing, backing and retrieving.



Purina Commercial Filmed at the NAVHDA Pond

Watch for footage from Prado and our NAVHDA pond in a future Purina commercial! Rodge and Irene Fradella were unable to use the NAVHDA pond last week (August 7th). Purina had arrived at 4:00 AM with their Hollywood film crew to use the pond to film a commercial. The pictures below were taken from the hillside to the west and show the many trucks and equipment that were brought in for the shoot. The large tube seen at the pond's edge was emitting smoke that drifted over the pond like early morning fog. Wouldn't it be neat if they got the NAVHDA Pond sign in the filming? Thanks to Rodge and Irene for sending these in!



Caught in the Act



Pat Beaver's dogs Walter and Henry 'worrying' the birds!

BEST-DRESSED HUNTING DOGS

Forget the knitted sweaters and red bandanas; think protection, not fashion, before saddling any hard-running field dog with garments.

By Ron Spomer

August 06, 2013 – American Hunter



Despite our attempts to swath pooch in extraneous garments, nature's hairy coverings are usually sufficient. But not always. Sometimes your gun dog really does benefit from our silly meddling. Forget the knitted sweaters and red bandanas; think protection, not fashion, before saddling any hard-running field dog with garments.

Life Jackets: Any dogs working in water, even Chessies, can benefit from a float coat. Additional buoyancy conserves energy and could save the life of a dog that goes too far—like onto thin ice, into a rip tide or down a whitewater river. A Ruffwear float coat saved my setter from a watery grave during a float hunt for chukars on Idaho's Salmon River a few years back. While I was tying off the raft at one stop and before I removed her float coat for the hunt, she heard other members of our party shooting on the other side of the river, jumped in and swam across, the current sweeping her through whitewater. She was too exhausted to reach shore, but still floating when we caught up to her.

Full-blown life vests may be too bulky for hard working retrievers, but tight-fitting neoprene coats like the Avery Boater's Dog Parka aren't. The 5mm neoprene material provides some floatation and considerable insulation. Dokken's Dog Vest is a lighter option with 3 mm neoprene. Many float coats include handles or grab ports to aid in lifting the dog into the boat or blind. But if you don't need these, don't buy them because they do provide another catch point for snags.

Brush Vests: A dog's chest and belly are prone to abrasion and ripping while your dog jumps and races through harsh vegetation, especially brambles, thorns and cut stalks like corn and wheat. Protective vests like Browning's blaze orange Dog Safety Vest, Filson's Tin Cloth Chest Protector, L.L. Bean's Skid Plate and Sylmar's Body Guard Dog Vest offer effective padding. Sylmar even sells a Front Body Suit that covers the front legs, too. When shopping, consider how belts, buckles and similar attachments might snag brush and impede your dog during its work. Any vest can snag against limbs and branches, so keep a close eye on any dog wearing one. Check also for rubbing between legs and vest. Some poor-fitting vests can do more damage than they prevent.

BEST-DRESSED HUNTING DOGS (cont.)

Visibility Coats: More than one dog has been mistaken for a coyote and shot. More than that have run unseen into the line of fire. If blaze orange is good enough for you, why not for your best buddy? If you don't want to hinder Streak's running ability with a bulky protective vest, try a small, light, high-visibility coat like the Hurtta Micro High Visibility dog vest in orange, pink and chartreuse. Or check out the Track Jacket from Ruffwear in orange or green. Most concentrate material over the dog's back, some down the sides to leave the chest and leg areas unimpeded. Again, consider how straps, Velcro closures and zippers might snag and how materials might overly insulate. Vests and coverings of any kind can be a handicap during hot weather.

Collars: A wide, blaze orange hunting collar might be an adequate substitute for a visibility vest, but superfluous if you're also running your bird finder with an e-collar.

Boots: Okay, maybe I was wrong about the belly being the weak point. Rover's pads take the brunt of punishment, and if they aren't sufficiently hardened—or if the ground is unusually stony or littered with sand burs—Rover could be out of the game in moments.

In rough terrain, consider dog boots. These have been around in one form or another for decades, but they've always presented a challenge—keeping them on. For years rubber “galoshes” like Lewis Vented Dog Boots have been the best deal going. They're protective and durable, but challenging to keep attached. Don't spare the athletic tape with these. The newest boot options combine nylon uppers with rubber or Hyperlon bottoms. Tape these on also. Try Red Ultra Paws, Ruffwear Bark'n Boots and Neo-Paws High Performance Neoprene dog boots. Some of these feature lugged soles made of tire rubber. Many hunters make their own dog boots out of motorcycle inner tubes and duct tape. Cheap, but effective.

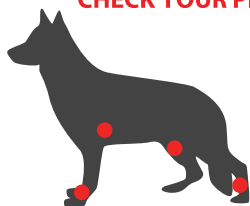


Backpack: Forget it. That dog don't hunt.

Do you have an article, story, or recipe that you would like to share?
Please send to kristinhcook@gmail.com to be featured in an upcoming newsletter!

vetshoponline.com®
HOW TO PERFORM
CPR ON PETS

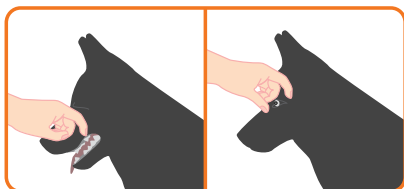
CHECK YOUR PET



1 CHECK FOR PULSE AND BREATHING

Use middle and index finger to find pulse:

- Below wrist
- Inner thigh
- Below ankle, or
- Where the left elbow touches the chest




2 CHECK FOR OTHER WARNING SIGNS

- Do gums and lips appear white/grey in colour?
- Are pupils dilated and unresponsive to light?

If there is no breathing and no pulse, begin CPR immediately.

GIVE BREATH TO YOUR PET



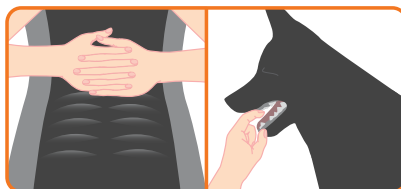
3 GIVE PET RESCUE BREATHS

Cats and small dogs:

- Place your mouth over your pet's nose and mouth to blow air in.

Medium to large dogs:


- Place your mouth over their nose to blow air in, making sure your pet's mouth is kept shut. If your breath won't go in, their airway might be blocked; perform the Heimlich Maneuver.



4 HEIMLICH MANEUVER

- Turn your pet upside down and hold them with their back to your chest.
- Clasp your hands together just below your pet's rib cage on their abdomen.
- Give 5 short thrusts to abdomen with both of your arms.
- Check airway for an obstruction and remove it.
- Give your pet two more rescue breaths.

START COMPRESSIONS IF NO PULSE



5 START COMPRESSIONS

- Lay your pet on their right side.
- Place your hands over their ribs where the elbow touches the chest.
- Begin compressions.

	COMPRESS CHEST	NUMBER OF HANDS	COMPRESSIONS PER BREATH
CAT/SMALL DOG	1.5 - 2.5cm	2 fingers	5
MEDIUM DOG	2.5 - 7.5cm	1 hand	5
LARGE DOG	2.5 - 7.5cm	2 hands	10

Do not give compressions if animal has a pulse.

6 REPEAT COMPRESSION PROCEDURE

- Check pulse after 1 minute then every few minutes.
- Continue CPR until animal has pulse and is breathing.
- Stop CPR after 20 minutes.

Recipes for the Month

Ginger Grilled Chukar

Submitted by Rodge Fradella

Watch this entertaining YouTube video, put out by the Arkansas Outdoor network, on preparing and grilling Ginger Chukar:



<http://www.youtube.com/watch?v=rAQLxSySyHU>

Recipes for the Month (cont.)

Pheasant Stroganoff (Crock Pot)

Submitted by Guido Dei

Ingredients:

3-1/2 pounds pheasant breast and leg
Salt and pepper to taste
1-1/8 onion, chopped
2-1/4 (10.75 ounce) cans condensed
cream of mushroom soup
2-1/4 (8 ounce) dry porcini mushroom
3/4 cup pheasant stock
2-1/2 tablespoons dried or fresh chives
3 cloves garlic, minced
2-1/4 teaspoons Worcestershire sauce
3/4 cup white wine
2-1/2 tablespoons all-purpose flour
2-1/4 (16 ounce) containers sour cream
1-1/4 cup chopped fresh parsley



Directions:

Cut three pheasant in 12 pieces: breasts and legs

Place the pheasant in the bottom of a slow cooker and season with salt and pepper to taste. Place onion on top of pheasant, and then add mushroom soup, mushrooms, and pheasant stock. Season with chives, garlic, Worcestershire sauce.

In a small bowl, mix together the wine with the flour. Pour over the pheasant.

Cover, and cook on Low for 6 to 7 hours. Stir in the sour cream and parsley, and continue cooking for 1 hour.



*North American Versatile
Hunting Dog Association*

*Southern California
Chapter*

*Kristin Cook
12851 Del Rey Drive
North Tustin, CA 92705*

Thats All Folks...

Training Days Guidelines & Procedures:

- (1) Please keep your dog under control at all times, particularly when he/she is not working on a drill.
- (2) Everyone in the field must wear blaze orange hat, t-shirt or vest and have completed a hunter safety class or have a hunting license.
- (3) Children are to be supervised and remain in the designated parking area at all times.
- (4) No alcohol on premises.
- (5) "Boat Safety", persons under 12 years of age must wear a life jacket when in the boat.

Please support all of the NAVHDA official
sponsors:

BROWNELLS
SELECTION. SERVICE. SATISFACTION.

tri-tronics
Making it easier
for dogs to learn
— since 1968



PURINA



SIERRA
TRADING POST
Your In-Home Outlet Mall

UglyDog Hunting
www.uglydoghunting.com

GARMIN



Officers

Pat Beaver
President

Kin Gentner
Vice-President

Guido Dei
Secretary and Treasurer

Jon Vesely
Director of Promotions

Kristin Cook
Director of Publications

Juan Hernandez
Training Coordinator

Questions/Comments/Concerns:

Please let me know your thoughts, or share your stories. Ideas are always welcome!

Thanks,
Kristin